

J2102A Common Mode Transformer



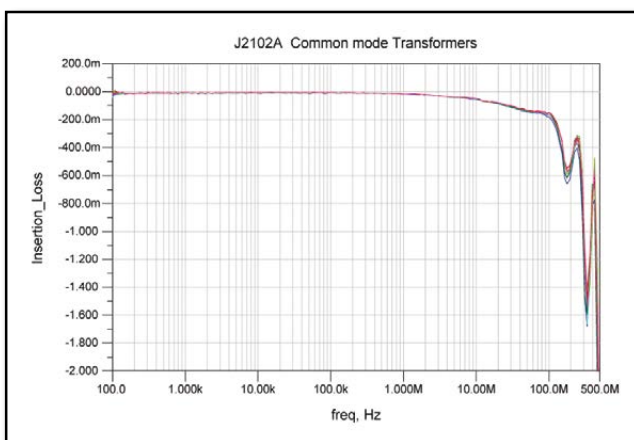
Product specifications are subject to change without notice.

The simplest and most effective method for eliminating a ground loop is to add a wideband common mode transformer to the measurement, such as the Picotest J2102A Common Mode Transformer. The transformer for a low impedance PDN measurement must have very wide bandwidth, low loss and tight coupling, otherwise, the results will not be accurate over the measured frequency range. It is also important to maintain the 50 Ohm transmission line impedance through this transformer. The J2102A accomplishes this with ease.

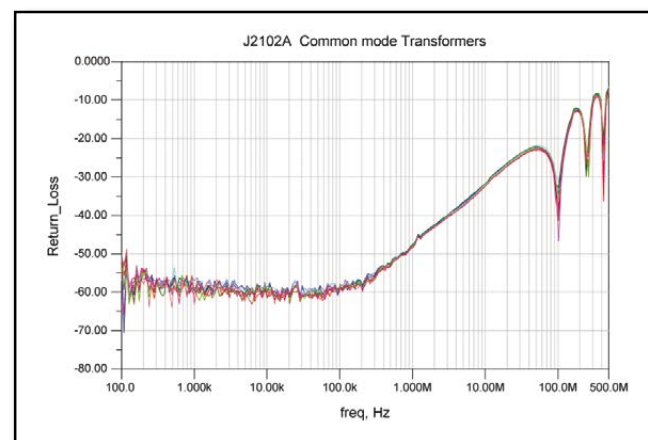
KEY FEATURES:

J2102A Common Mode Transformer

- Greatly attenuates the effects of low frequency ground loops
- Supports the 2 Port Shunt Thru impedance measurement required for Power Distribution Networks (PDN's)
- Maintains 50 Ohm transmission line integrity to approximately 500MHz
- Works with all types of test equipment to eliminate ground loops, such as Network Analyzers, Oscilloscopes and Spectrum Analyzers



J2102A Insertion Loss Graph



J2102A Return Loss Graph

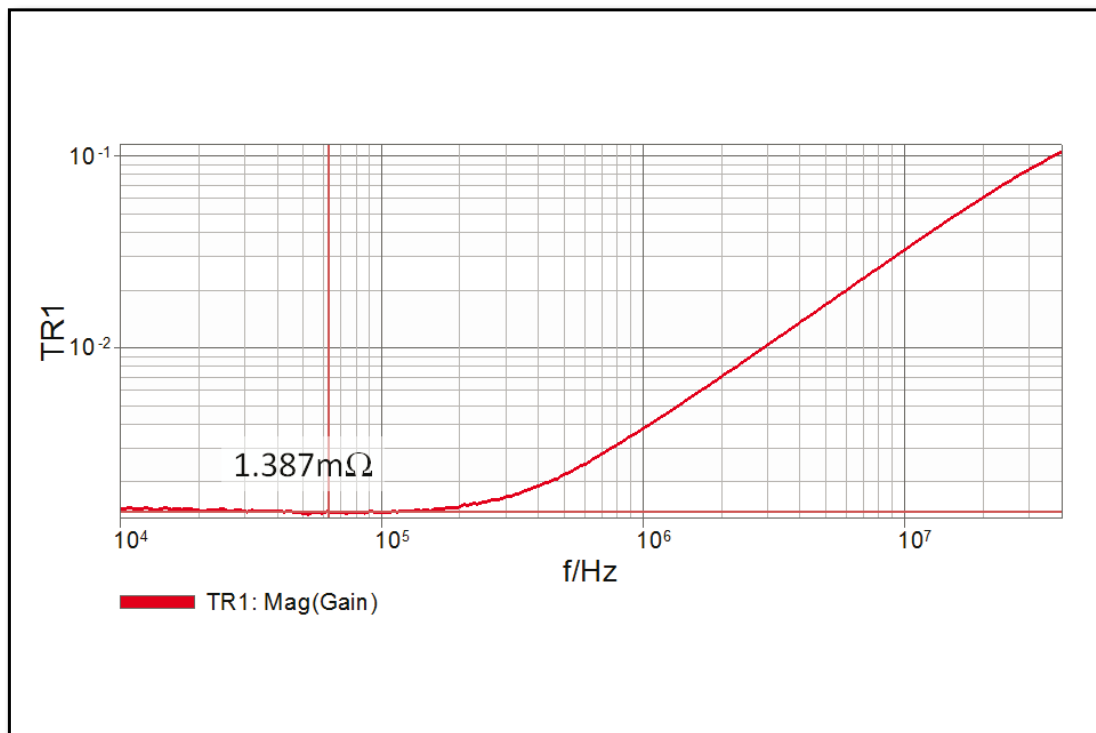
J2102A Common Mode Transformer



Specifications	
Characteristic	Rating
Recommended Bandwidth	1Hz-100MHz
Insertion Loss	1Hz-100MHz 0.2dB typical, 0.5dB max
Return Loss	1Hz-100MHz 20dB typical, 10dB min
Max voltage	50V
Temperature Range	0 - 50 C
Maximum Altitude	6000 FT

Mechanical characteristics	
Dimensions (box only)	109.22 mm x 89.66 mm x 50.80 mm 4.30" x 3.53" x 2.00"
(box + connectors)	122.68 mm x 89.66 mm x 50.80 mm 4.83" x 3.53" x 2.00"
Weight	0.210 kg / 0.463 lbs

Connectors	
Input	BNC
Output	BNC



J2102A 1milliOhm Resistor Measurement